


CAT6 UTP Indoor use

<

COMCAST GROUP



Content

Physical Electrical Characteristics.....3

Drawing.....3

Standard / Certificate4

Transmission performance.....4

Test Summary5

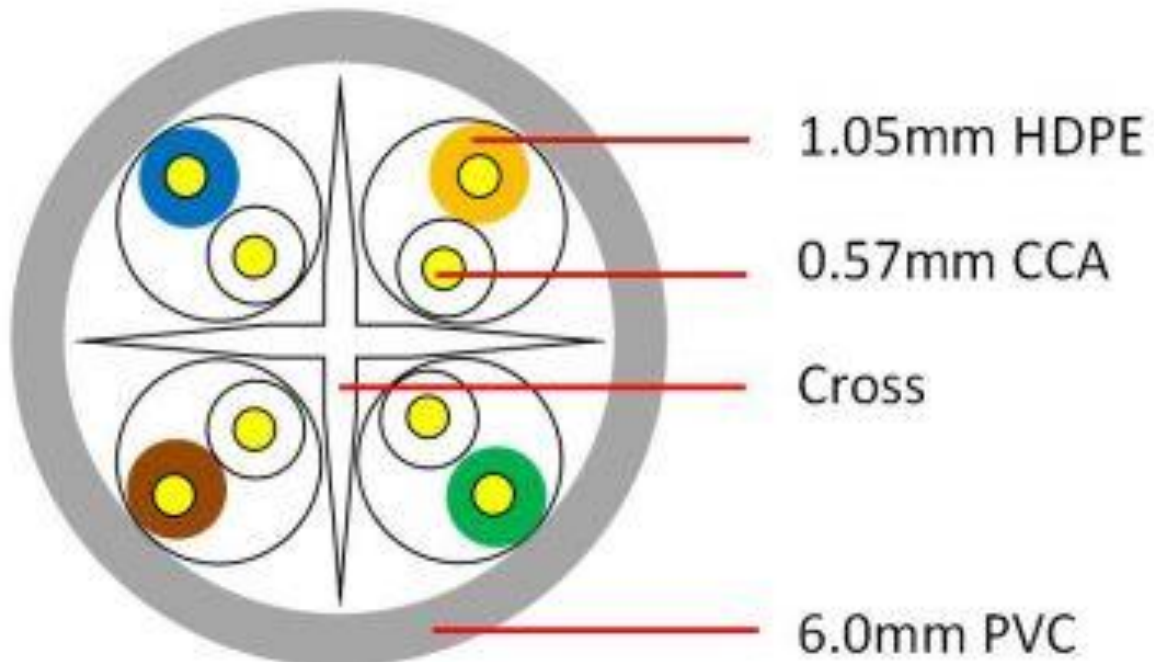
Printing & Packag6

Physical Electrical Characteristics

Using standard twisted construction design, small crosstalk of signal transmission
Upload and download in high speed transfer.

- Bandwidth is standard 250 MHz.
- Support 10-Gigabit Ethernet network transmission requirements.
- DC resistance (max): $11.2\Omega/100m$ at $20^{\circ}C$
- Mutual capacitance (max): $5.6nF/100m$
- Unbalanced capacitance (max): $330pF/100m$
- Dielectric strength between conductors (min): $2.5kV/2s$
- Impedance: 1-250MHz $100\pm 15\Omega$
- Differential phase delay (max): $45ns/100m$
- Operating temperature: $-20\sim +60^{\circ}C$
- Permitted bend radius: 10 times diameter.

Drawing



Standard / Certificate

Reference Standard: YD/T1019-2001,ISO/IEC11801,ANSI/TIA/EIA - 568B

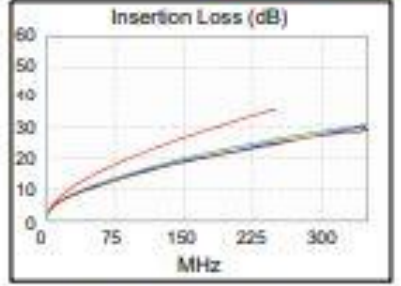
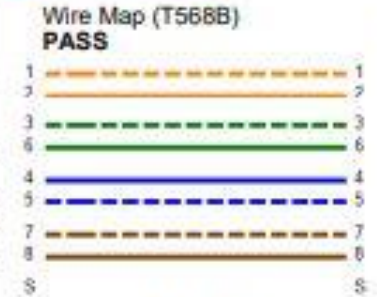
Certificates ISO9001,14000, ROHS.

Transmission performance

Frequency MHz	Attenuation Max dB/100M	NEXT Min. dB/100M	PSNEXT Min. dB/100	ELFEXT Min dB/100m	RL Min. dB	PHASE VELOCITY MIN(M/S)	PHASE DELAY MAX (ns/100m)
1	1.9	74	72	68	20	0.585c	570
4	3.7	65	63	56	23	---	552
10	5.9	59	57	48	25	---	545
16	7.5	56	54	44	25	---	543
20	8.4	55	53	42	25	---	542
31.25	10.6	52	50	38	23.6	---	540
62.5	15.4	47	45	32	21.5	---	539
100	19.8	44	42	28	20.1	.620c	538
200	29.0	40	38	22	18	---	537
250	32.8	38	36	20	17.3	0.622c	536

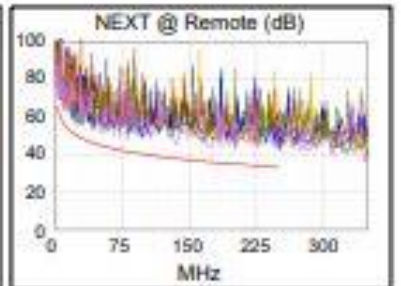
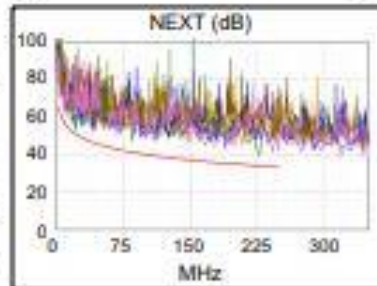
Test Summary

Length (ft), Limit 328	[Pair 12]	307
Prop. Delay (ns), Limit 555	[Pair 36]	472
Delay Skew (ns), Limit 50	[Pair 36]	19
Resistance (ohms)	[Pair 36]	20.5
Insertion Loss Margin (dB)	[Pair 36]	9.7
Frequency (MHz)	[Pair 36]	247.0
Limit (dB)	[Pair 36]	35.7

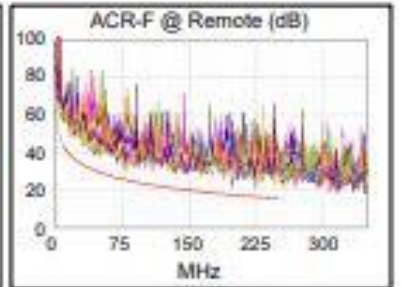
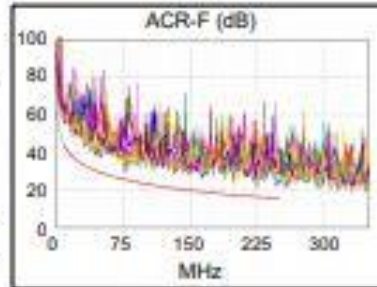


Worst Case Margin Worst Case Value

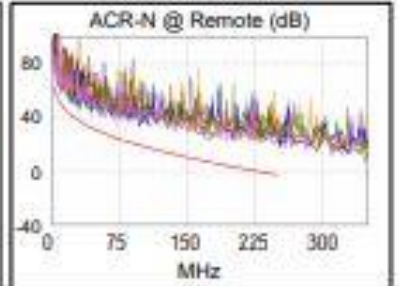
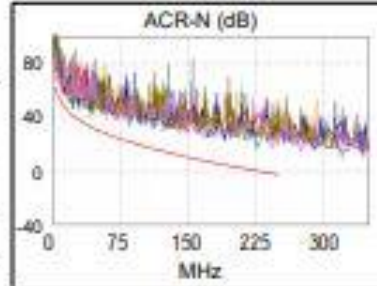
PASS	MAIN	SR	MAIN	SR
Worst Pair	12-45	45-78	12-45	45-78
NEXT (dB)	2.1	6.3	6.1	6.3
Freq. (MHz)	21.6	171.0	227.0	171.0
Limit (dB)	51.1	36.0	33.8	36.0
Worst Pair	12	12	12	45
PS NEXT (dB)	4.5	7.7	8.7	8.1
Freq. (MHz)	21.6	21.6	227.0	178.0
Limit (dB)	48.4	48.4	30.9	32.7



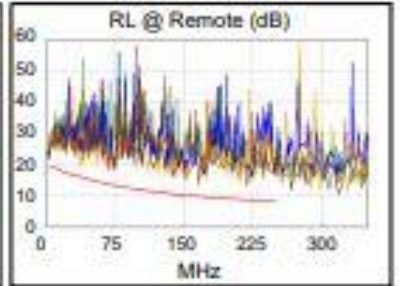
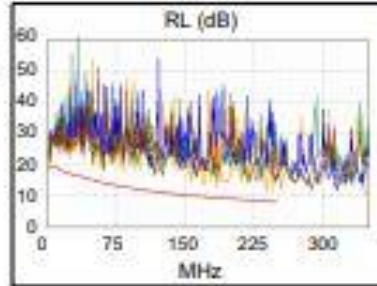
PASS	MAIN	SR	MAIN	SR
Worst Pair	78-45	78-45	78-45	45-78
ACR-F (dB)	4.5	4.3	4.5	4.7
Freq. (MHz)	224.0	79.3	224.5	225.0
Limit (dB)	16.3	25.3	16.2	16.2
Worst Pair	78	78	45	78
PS ACR-F (dB)	6.1	6.1	6.3	6.1
Freq. (MHz)	77.5	224.0	224.0	224.0
Limit (dB)	22.5	13.3	13.3	13.3



N/A	MAIN	SR	MAIN	SR
Worst Pair	12-45	12-45	12-45	12-45
ACR-N (dB)	4.2	8.8	16.6	20.9
Freq. (MHz)	21.8	21.6	227.0	250.0
Limit (dB)	41.6	41.7	-0.1	-2.8
Worst Pair	12	45	45	12
PS ACR-N (dB)	6.8	9.4	19.3	22.3
Freq. (MHz)	21.6	4.3	227.0	250.0
Limit (dB)	39.0	56.0	-3.1	-5.8

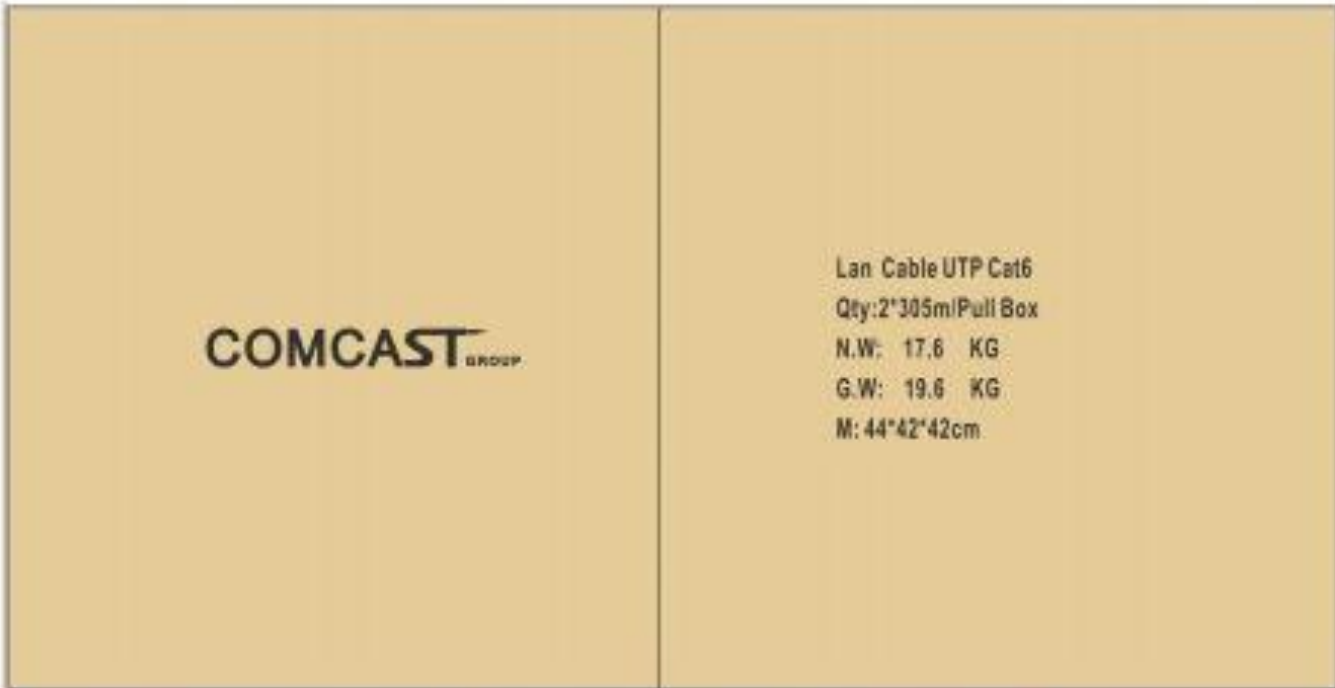


PASS	MAIN	SR	MAIN	SR
Worst Pair	12	12	12	78
RL (dB)	3.2	3.8	3.2	5.0
Freq. (MHz)	239.0	36.0	239.0	218.5
Limit (dB)	8.2	16.2	8.2	8.6



Compliant Network Standards:
 10BASE-T 100BASE-TX 100BASE-T4
 1000BASE-T 2.5GBASE-T 5GBASE-T
 ATM-25 ATM-51 ATM-155
 100VG-AnyLan TR-4 TR-16 Active
 TR-16 Passive

Printing & Packag



For More Information

Please visit our website www.comcast-sa.com or contact your local sales representative.

Comcast México

Overseas Sales Subsidiary
Cal. Lázaro Cárdenas #1309
Col. Colón industrial CP.44940
Guadalajara, Jalisco
Tel. +52 33 38607059
Info.mx@comcast-sa.com

Comcast Guatemala

Overseas Sales Subsidiary
20 calle 23-70 Zona 10
Guatemala
Tel. +506 4004 1400
Gerente.gua@comcast-sa.com

Comcast Nicaragua

Overseas Sales Subsidiary
3ra. Entrada las Colinas, Embajada
De cuba 1C, Este, Casa #34
Mangua, Nicaragua
Te, +1809 5711033
Admin.nic@comcast-sa.com

Comcast El Salvador

Overseas Sales Subsidiary
51 Av. Norte # 159 entre calle
poniente y Av. Roosevelt
San Salvador, El Salvador
Tel. +503 7950 4882
Info.sv@comcast-sa.com

Comcast Dominican Republic

Overseas Sales Subsidiary
Winston Churchill No. S, Suite 3F,
Distrito Nacional
Santo Domingo, Dominican Republic
Te.+ 1 809 571 1033